

Track: oliva_forna_vallgallinera_margarida_valld_ebo_sagra_rafol.gpx

These speeds are average for = BYC

IBP index reliability= A

IBP = 83 BYC

Total length	81.29 Km
Analyzed distance	81.29 Km
Lineal distance	0.13 Km

Accumulated climb	1343 m
Accumulated descent	1342.6 m
Maximum height	654.4 m
Minimal height	8 m
Climb rate	3.95 %
Descent rate	4.8 %
Positive climb difference per km	16.52 m
Negative descent difference per km	16.52 m

Total time	4:35:48 h
Time in movement	3:57:33 h
Stopped time	0:38:15 h

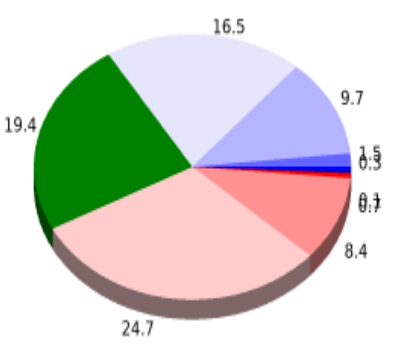
Total speed average	17.69 Km/h
Average speed in movement	20.53 Km/h
Maximum held speed	66.11 Km/h

Max slope filter	~30 %
Min. points separation	~30 m
Number of points	3660 (cad. 22.21 m)
Significant points	1905 (cad. 42.7 m / 52.05 %)
Aberrant points	2 (0.05 % d. total)

Direction changes per km	7.34
Direction changes >5° per km	5.12
Accumulated straight stretches	22.569 Km
Straight stretches per km	277.64 m
Penalizable slope changes	14
Penalizable slope changes per km	0.172

Find The Best bike routes



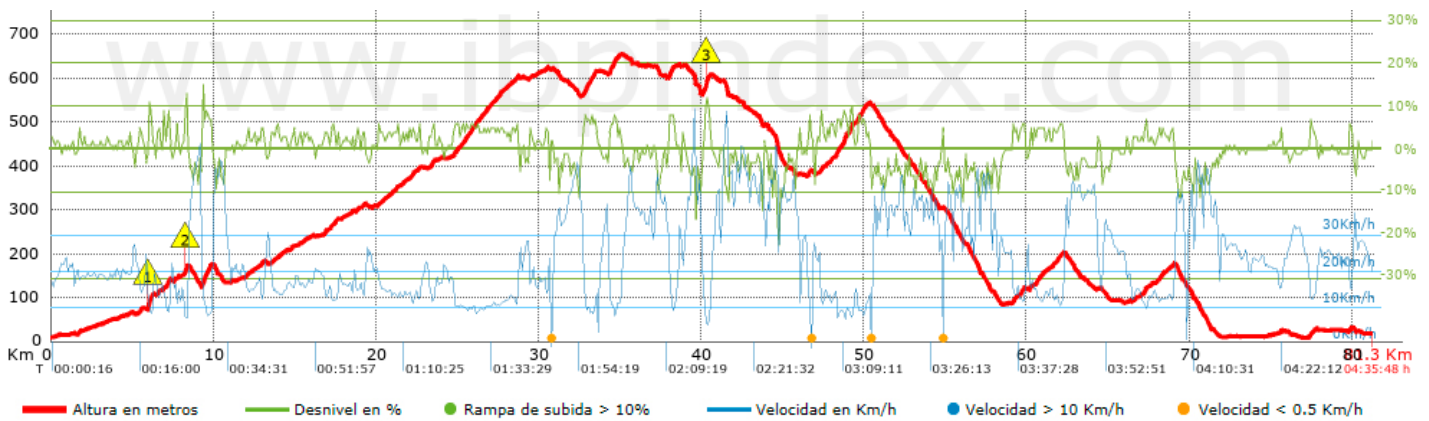
Summary of slopes	Climbs	Distance in km	above the total in %	Speed in	Time h:m:s
	Between 15 and 30%	0.111	0.14	7.69	0:00:52
	Between 10 and 15%	0.741	0.91	9.71	0:04:35
	Between 5 and 10%	8.423	10.36	11.63	0:43:28
	Between 1 and 5%	24.684	30.36	16	1:32:33
	Total :	33.959	41.77	14.4	2:21:28
	Plain				
	Difference of 1%	19.363	23.82	24.1	0:48:12
	Breakdown descents				
	Between 1 and 5%	16.484	20.28	35.09	0:28:11
	Between 5 and 10%	9.718	11.95	34.57	0:16:52
Between 10 and 15%	1.46	1.8	36.51	0:02:24	
Between 15 and 30%	0.31	0.38	42.87	0:00:26	
Total :	27.972	34.41	35.05	0:47:53	
Total track :	81.29	100 %	20.53	3:57:33	

Track: oliva_forna_vallgallinera_margarida_valld_ebo_sagra_rafol.gpx



These speeds are average for = BYC

IBP index reliability= A

IBP = 83 BYC



Steep slopes > 10%

Steep slope	Slipage point	Average slope	Interval
	5.953	13 %	168 m
	8.254	12 %	119 m
	40.277	13 %	141 m

High altitude parameters, data above

Altitude	Distance m	% of total	Time in movement	Speed	Stopped time	Total time	Speed
	Total : 0 Km	--- %	--- h	--- Km/h	--- h	--- h	--- Km/h

Stops

Distance	Stopped time	Altitude	Elapsed time	Last stop elapsed time	Last stop distance
30.686	0:04:38	621	1:46:40	1:46:40	30.686
46.72	0:33:37 > 10´	388	2:27:58	0:41:18	16.035
Total : 0:38:15 h					