

Track: casinos\_elvillar\_losa\_chulilla\_chera\_laermita\_casinos\_gpx

These speeds are average for = BYC

IBP index reliability= A

**IBP = 80 BYC**

Total length	84.74 Km
Analyzed distance	84.74 Km
Lineal distance	0.06 Km

Accumulated climb	1330 m
Accumulated descent	1331 m
Maximum height	638.3 m
Minimal height	226.1 m
Climb rate	3.83 %
Descent rate	3.86 %
Positive climb difference per km	15.7 m
Negative descent difference per km	15.71 m

Total time	6:07:50 h
Time in movement	3:54:34 h
Stopped time	2:13:16 h

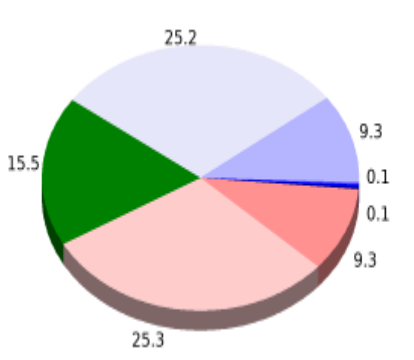
Total speed average	13.82 Km/h
Average speed in movement	21.68 Km/h
Maximum held speed	58.84 Km/h

Max slope filter	~30 %
Min. points separation	~30 m
Number of points	6357 (cad. 13.33 m)
Significant points	2352 (cad. 36.04 m / 37 %)
Aberrant points	0 (0 % d. total)

Direction changes per km	10.17
Direction changes >5° per km	5
Accumulated straight stretches	31.721 Km
Straight stretches per km	374.33 m
Penalizable slope changes	10
Penalizable slope changes per km	0.118

Find The Best bike routes

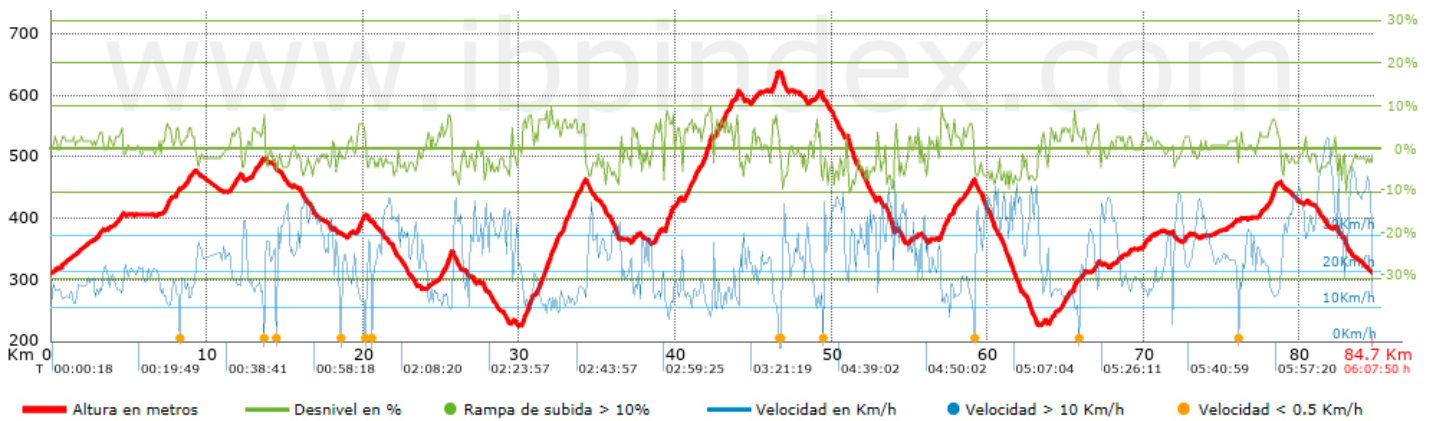
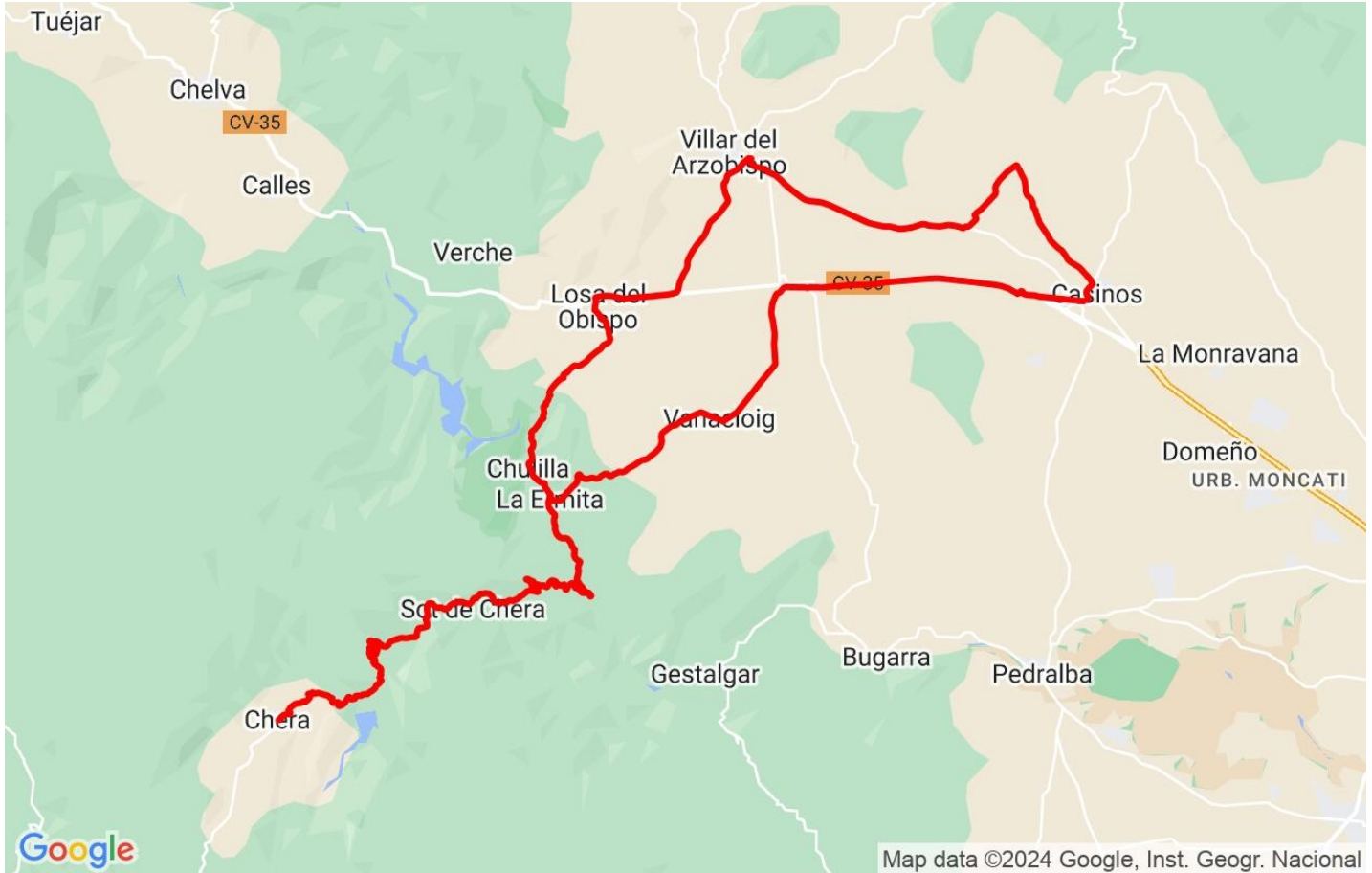


Summary of slopes	Climbs	Distance in km	above the total in %	Speed in	Time h:m:s	
	Between 15 and 30%	0	0	0	0:00:00	
	Between 10 and 15%	0.07	0.08	9.7	0:00:26	
	Between 5 and 10%	9.33	11.01	13.22	0:42:20	
	Between 1 and 5%	25.347	29.91	17.44	1:27:13	
	<b>Total :</b>	<b>34.747</b>	<b>41.01</b>	<b>16.04</b>	<b>2:09:59</b>	
	<b>Plain</b>					
	Difference of 1%	15.505	18.3	24.07	0:38:39	
	<b>Breakdown descents</b>					
	Between 1 and 5%	25.158	29.69	30.58	0:49:22	
	Between 5 and 10%	9.252	10.92	33.85	0:16:24	
Between 10 and 15%	0.075	0.09	27.14	0:00:10		
Between 15 and 30%	0	0	0	0:00:00		
<b>Total :</b>	<b>34.486</b>	<b>40.7</b>	<b>31.38</b>	<b>1:05:56</b>		
<b>Total track :</b>	<b>84.74</b>	<b>100 %</b>	<b>21.68</b>	<b>3:54:34</b>		

Track: casinos\_elvillar\_losa\_chulilla\_chera\_laermitea\_casinos\_gpx

These speeds are average for = BYC

IBP index reliability= A

**IBP = 80 BYC**


**High altitude parameters, data above**

Altitude	Distance m	% of total	Time in movement	Speed	Stopped time	Total time	Speed
	<b>Total :</b> 0 Km	--- %	--- h	--- Km/h	--- h	--- h	--- Km/h

**Stops**

Distance	Stopped time	Altitude	Elapsed time	Last stop elapsed time	Last stop distance
8.154	0:01:29	444	0:28:16	0:28:16	8.154
13.623	0:03:57	493	0:45:40	0:17:24	5.47
14.379	0:02:33	485	0:51:17	0:05:37 < 10´	0.755
18.546	0:08:36	376	1:01:45	0:10:28	4.167
20.117	0:05:49	404	1:15:26	0:13:41	1.571
20.526	0:42:13 > 10´	395	1:22:26	0:07:00 < 10´	0.409
46.647	0:59:29 > 10´	638	3:27:14	2:04:48	26.121
49.369	0:02:59	605	4:34:17	1:07:03	2.722
59.136	0:01:17	464	5:01:38	0:27:21	9.767
65.762	0:02:27	298	5:20:04	0:18:26	6.626
76.006	0:02:27	398	5:47:56	0:27:52	10.244
<b>Total :</b> 2:13:16 h					