

Track: segorbe_sacanet_labellida_teresa_barracas_eltoro_jerica_novaliches-track.gpx

These speeds are average for = BYC

IBP index reliability= B

IBP = 135 BYC

Total length	119.56 Km
Analyzed distance	119.56 Km
Lineal distance	0.06 Km

Accumulated climb	2147.39 m
Accumulated descent	2137.39 m
Maximum height	1254.4 m
Minimal height	330.2 m
Climb rate	4.39 %
Descent rate	4.56 %
Positive climb difference per km	17.96 m
Negative descent difference per km	17.88 m

Total time	7:17:26 h
Time in movement	5:54:39 h
Stopped time	1:22:47 h

Total speed average	16.4 Km/h
Average speed in movement	20.23 Km/h
Maximum held speed	57.53 Km/h

Max slope filter	~30 %
Min. points separation	~30 m
Number of points	5120 (cad. 23.35 m)
Significant points	2734 (cad. 43.75 m / 53.4 %)
Aberrant points	2 (0.04 % d. total)

Direction changes per km	7.09
Direction changes >5° per km	3.96
Accumulated straight stretches	46.129 Km
Straight stretches per km	385.82 m
Penalizable slope changes	19
Penalizable slope changes per km	0.159

Find The Best bike routes

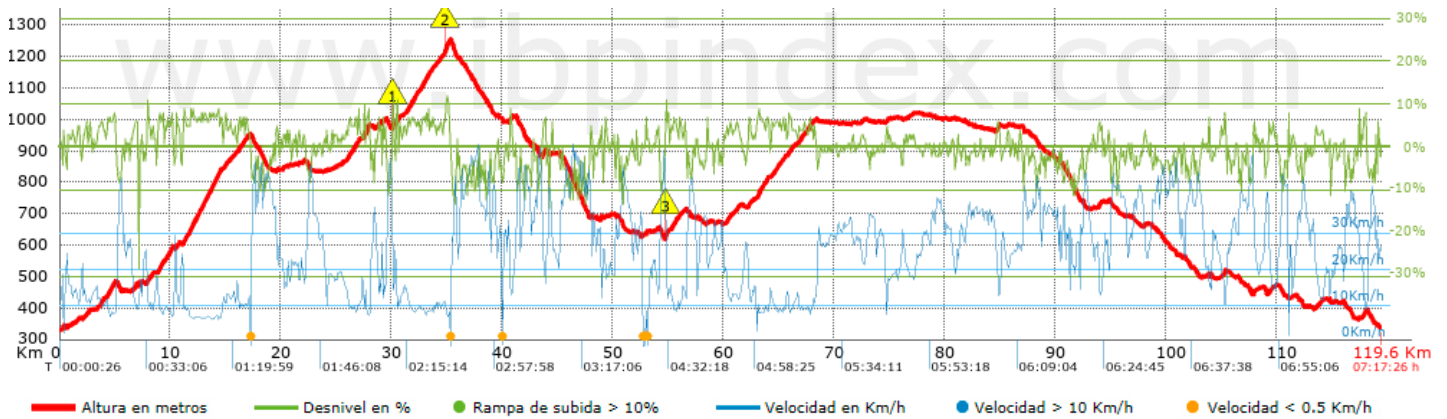


Summary of slopes	Climbs	Distance in km	above the total in %	Speed in	Time h:m:s
	Between 15 and 30%	0.081	0.07	20.81	0:00:14
	Between 10 and 15%	0.604	0.51	13.68	0:02:39
	Between 5 and 10%	18.469	15.45	10.79	1:42:44
	Between 1 and 5%	29.764	24.89	15.93	1:52:08
	Total :	48.917	40.91	13.48	3:37:45
	Plain				
	Difference of 1%	23.816	19.92	25.51	0:56:01
	Breakdown descents				
	Between 1 and 5%	30.037	25.12	32.59	0:55:18
	Between 5 and 10%	14.513	12.14	39.88	0:21:50
Between 10 and 15%	2.212	1.85	37.39	0:03:33	
Between 15 and 30%	0.066	0.06	19.77	0:00:12	
Total :	46.828	39.17	34.74	1:20:53	
Total track :	119.56	100 %	20.23	5:54:39	



Track: segorbe_sacanet_labellida_teresa_barracas_eltoro_jerica_novaliches-track.gpx

These speeds are average for = BYC

IBP index reliability= B

IBP = 135 BYC


Steep slopes > 10%

Steep slope	Page point	Average slope	Interval
 1	30.059	12 %	114 m
 2	54.788	13 %	116 m

High altitude parameters, data above

Altitude	Distance m	% of total	Time in movement	Speed	Stopped time	Total time	Speed
	Total : 0 Km	--- %	--- h	--- Km/h	--- h	--- h	--- Km/h

Stops

Distance	Stopped time	Altitude	Elapsed time	Last stop elapsed time	Last stop distance
17.243	0:05:26	954	1:27:30	1:27:30	17.243
35.325	0:14:21 > 10´	1254	2:37:44	1:10:14	18.082
40.023	0:04:42	1003	2:59:31	0:21:47	4.697
52.741	0:53:57 > 10´	634	3:28:09	0:28:38	12.719
53.094	0:04:21	639	4:22:30	0:54:21	0.352
Total : 1:22:47 h					