

Track: oliva_pegó_valld_ebo_margarida_beniarres_rotova.gpx

These speeds are average for = BYC

IBP index reliability= A

IBP = 102 BYC

Total length	94.27 Km
Analyzed distance	94.27 Km
Lineal distance	0.11 Km

Accumulated climb	1557.2 m
Accumulated descent	1523.8 m
Maximum height	682 m
Minimal height	7.4 m
Climb rate	4.72 %
Descent rate	4.6 %
Positive climb difference per km	16.52 m
Negative descent difference per km	16.16 m

Total time	5:56:41 h
Time in movement	4:50:53 h
Stopped time	1:05:48 h

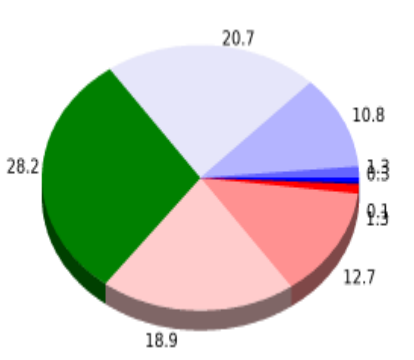
Total speed average	15.86 Km/h
Average speed in movement	19.44 Km/h
Maximum held speed	64.41 Km/h

Max slope filter	~30 %
Min. points separation	~30 m
Number of points	4150 (cad. 22.72 m)
Significant points	2158 (cad. 43.71 m / 52 %)
Aberrant points	2 (0.05 % d. total)

Direction changes per km	7.23
Direction changes >5° per km	4.33
Accumulated straight stretches	31.47 Km
Straight stretches per km	333.83 m
Penalizable slope changes	14
Penalizable slope changes per km	0.149

Find The Best bike routes

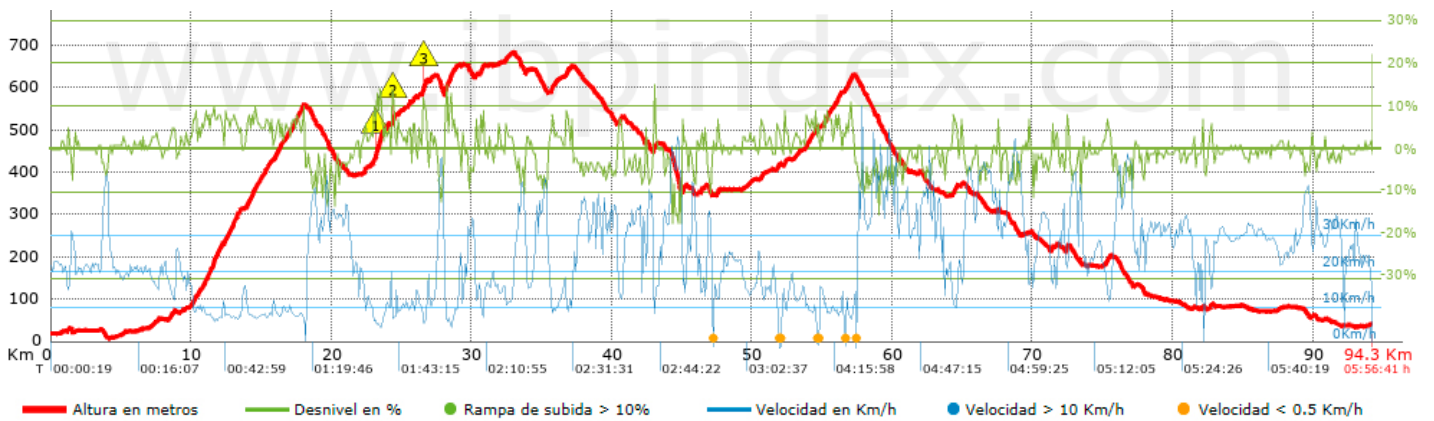
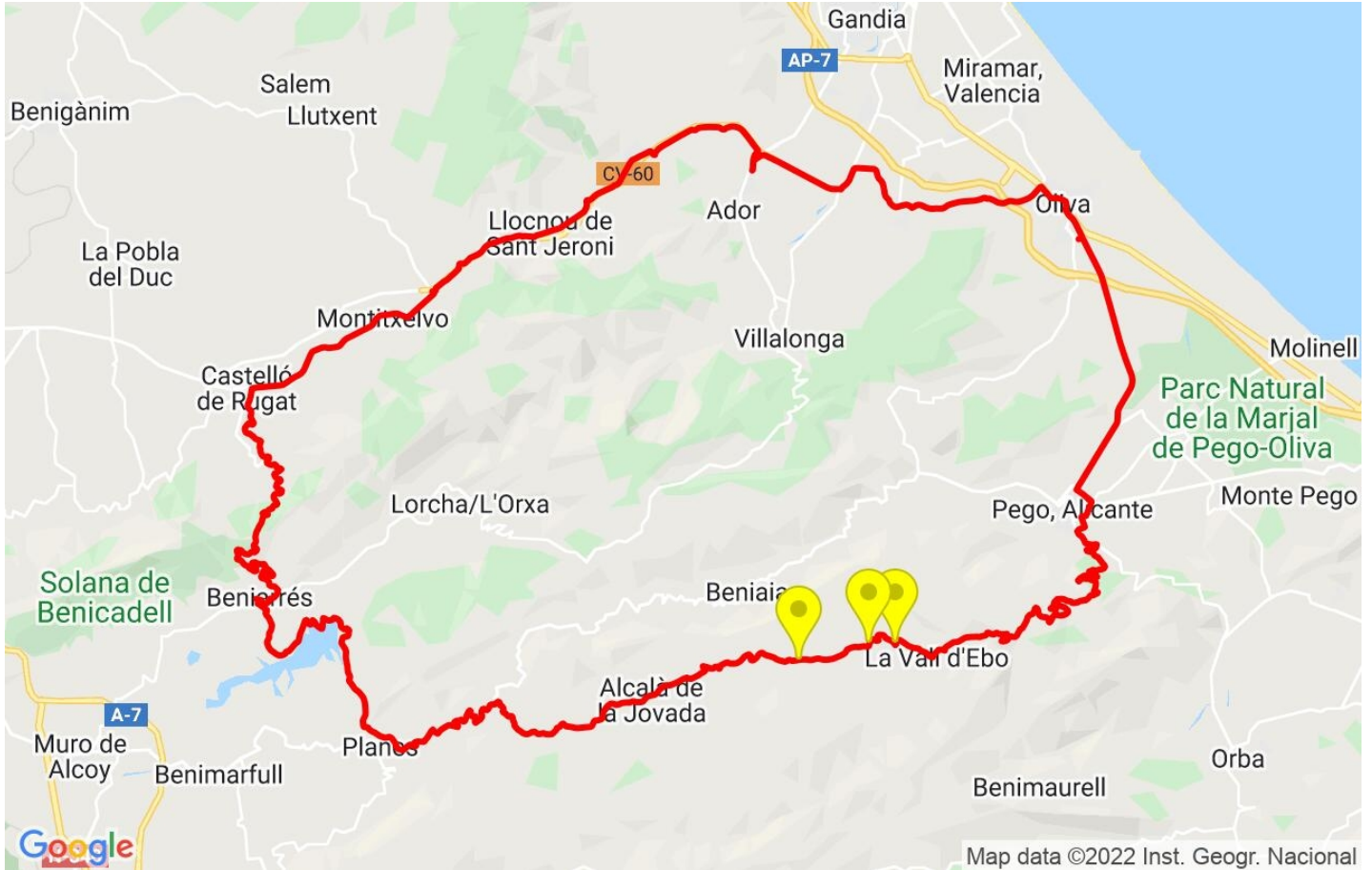


Summary of slopes	Climbs	Distance in km	above the total in %	Speed in	Time h:m:s
	Between 15 and 30%	0.114	0.12	9.31	0:00:44
	Between 10 and 15%	1.275	1.35	8.21	0:09:19
	Between 5 and 10%	12.67	13.44	10.27	1:14:02
	Between 1 and 5%	18.907	20.06	14.89	1:16:10
	Total :	32.966	34.97	12.34	2:40:15
	Plain				
	Difference of 1%	28.178	29.89	23.99	1:10:28
	Breakdown descents				
	Between 1 and 5%	20.713	21.97	30.64	0:40:34
	Between 5 and 10%	10.813	11.47	37.87	0:17:08
Between 10 and 15%	1.279	1.36	38.38	0:02:00	
Between 15 and 30%	0.325	0.34	41.75	0:00:28	
Total :	33.13	35.14	33.04	1:00:10	
Total track :	94.27	100 %	19.44	4:50:53	



Track: oliva_pego_valld_ebo_margarida_beniarres_rotova.gpx

These speeds are average for = BYC

IBP index reliability= A

IBP = 102 BYC


Steep slopes > 10%

Steep slope	Slipage point	Average slope	Interval
	23.175	12 %	349 m
	24.348	12 %	123 m
	26.517	12 %	140 m

High altitude parameters, data above

Altitude	Distance m	% of total	Time in movement	Speed	Stopped time	Total time	Speed
	Total : 0 Km	--- %	--- h	--- Km/h	--- h	--- h	--- Km/h

Stops

Distance	Stopped time	Altitude	Elapsed time	Last stop elapsed time	Last stop distance
47.249	0:03:22	346	2:52:21	2:52:21	47.249
51.872	0:43:52 > 10´	412	3:11:15	0:18:54	4.623
54.557	0:01:35	498	4:06:23	0:55:08	2.685
54.744	0:01:49	505	4:08:41	0:02:18 < 10´	0.187
56.564	0:02:38	590	4:19:56	0:11:15	1.82
57.372	0:12:32 > 10´	629	4:27:18	0:07:22 < 10´	0.808
Total : 1:05:48 h					