

Track: Iiria_alcublas_villar_gestagar_losvisos_pedralba_vilamarxant_Iiria.gpx

These speeds are average for = BYC

IBP index reliability= A

IBP = 91 BYC

Total length	103.37 Km
Analyzed distance	103.37 Km
Lineal distance	0.11 Km

Accumulated climb	1423 m
Accumulated descent	1420.8 m
Maximum height	769.6 m
Minimal height	100.6 m
Climb rate	3.85 %
Descent rate	3.26 %
Positive climb difference per km	13.77 m
Negative descent difference per km	13.74 m

Total time	5:45:35 h
Time in movement	4:22:48 h
Stopped time	1:22:47 h

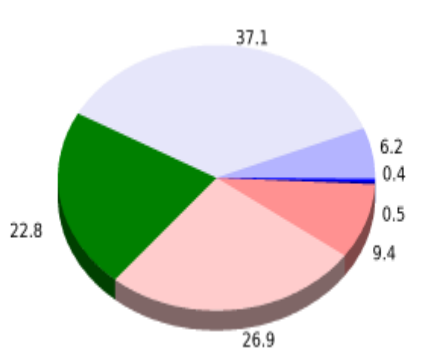
Total speed average	17.95 Km/h
Average speed in movement	23.6 Km/h
Maximum held speed	57.61 Km/h

Max slope filter	~30 %
Min. points separation	~30 m
Number of points	7977 (cad. 12.96 m)
Significant points	2921 (cad. 35.4 m / 36.62 %)
Aberrant points	0 (0 % d. total)

Direction changes per km	9.88
Direction changes >5° per km	3.71
Accumulated straight stretches	50.729 Km
Straight stretches per km	490.75 m
Penalizable slope changes	15
Penalizable slope changes per km	0.145

Find The Best bike routes

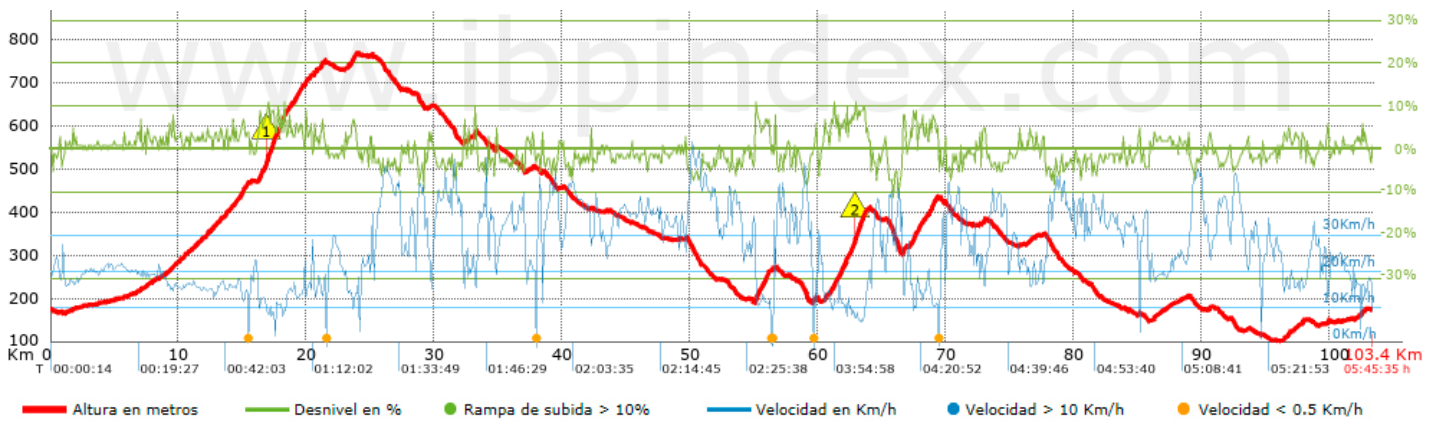
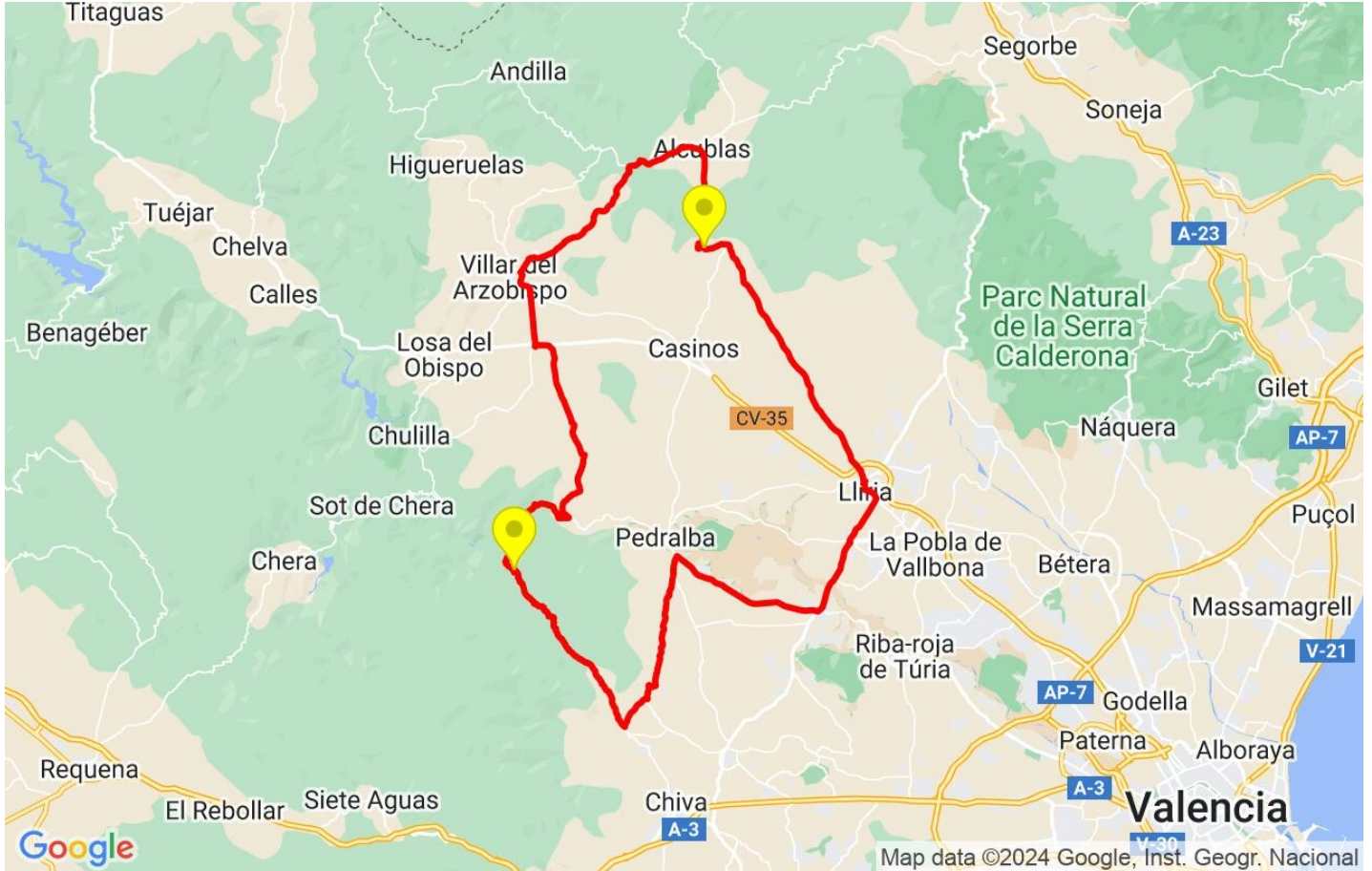


Summary of slopes	Climbs	Distance in km	above the total in %	Speed in	Time h:m:s
	Between 15 and 30%	0	0	0	0:00:00
	Between 10 and 15%	0.549	0.53	10.86	0:03:02
	Between 5 and 10%	9.441	9.13	12.52	0:45:14
	Between 1 and 5%	26.933	26.05	18.91	1:25:28
	Total :	36.923	35.72	16.57	2:13:44
	Plain				
	Difference of 1%	22.814	22.07	25.33	0:54:02
	Breakdown descents				
	Between 1 and 5%	37.078	35.87	34.54	1:04:25
	Between 5 and 10%	6.191	5.99	37.08	0:10:01
Between 10 and 15%	0.365	0.35	36.53	0:00:36	
Between 15 and 30%	0	0	0	0:00:00	
Total :	43.634	42.21	34.89	1:15:02	
Total track :	103.37	100 %	23.6	4:22:48	

Track: liria_alcublas_villar_gestalgar_losvisos_pedralba_vilamarxant_lliria.gpx

These speeds are average for = BYC

IBP index reliability= A

IBP = 91 BYC


Steep slopes > 10%

Steep slope	Average point	Average slope	Interval
-------------	---------------	---------------	----------

High altitude parameters, data above

Altitude	Distance m	% of total	Time in movement	Speed	Stopped time	Total time	Speed
	Total : 0 Km	--- %	--- h	--- Km/h	--- h	--- h	--- Km/h

Stops

Distance	Stopped time	Altitude	Elapsed time	Last stop elapsed time	Last stop distance
15.447	0:01:20	467	0:48:33	0:48:33	15.447
21.501	0:04:09	752	1:15:38	0:27:05	6.054
37.891	0:04:24	506	1:54:07	0:38:29	16.39
56.28	0:01:36	264	2:32:23	0:38:16	18.389
56.351	0:02:58	265	2:34:05	0:01:42 < 10´	0.072
59.587	1:05:25 > 10´	190	2:42:35	0:08:30 < 10´	3.236
69.406	0:02:55	437	4:26:26	1:43:51	9.818
Total : 1:22:47 h					