

Track: cullera_oliva_elsorell_colldrates_parcent_fleix_pegó_forna_oliva_cullera_faro_cullera.gpx

These speeds are average for = BYC

IBP index reliability= D

IBP = 140 BYC

Total length	163.46 Km
Analyzed distance	163.46 Km
Lineal distance	0.42 Km

Accumulated climb	1414.51 m
Accumulated descent	1391.83 m
Maximum height	631.8 m
Minimal height	-0.05 m
Climb rate	3.76 %
Descent rate	3.65 %
Positive climb difference per km	8.65 m
Negative descent difference per km	8.51 m

Total time	8:20:16 h
Time in movement	6:36:08 h
Stopped time	1:44:08 h

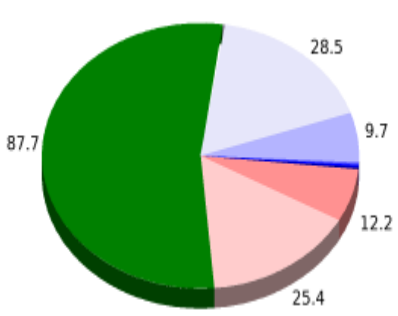
Total speed average	19.61 Km/h
Average speed in movement	24.76 Km/h
Maximum held speed	65.02 Km/h

Max slope filter	~30 %
Min. points separation	~30 m
Number of points	11374 (cad. 14.37 m)
Significant points	4634 (cad. 35.28 m / 40.74 %)
Aberrant points	0 (0 % d. total)

Direction changes per km	10.49
Direction changes >5° per km	4.08
Accumulated straight stretches	76.988 Km
Straight stretches per km	470.99 m
Penalizable slope changes	15
Penalizable slope changes per km	0.092

Find The Best bike routes



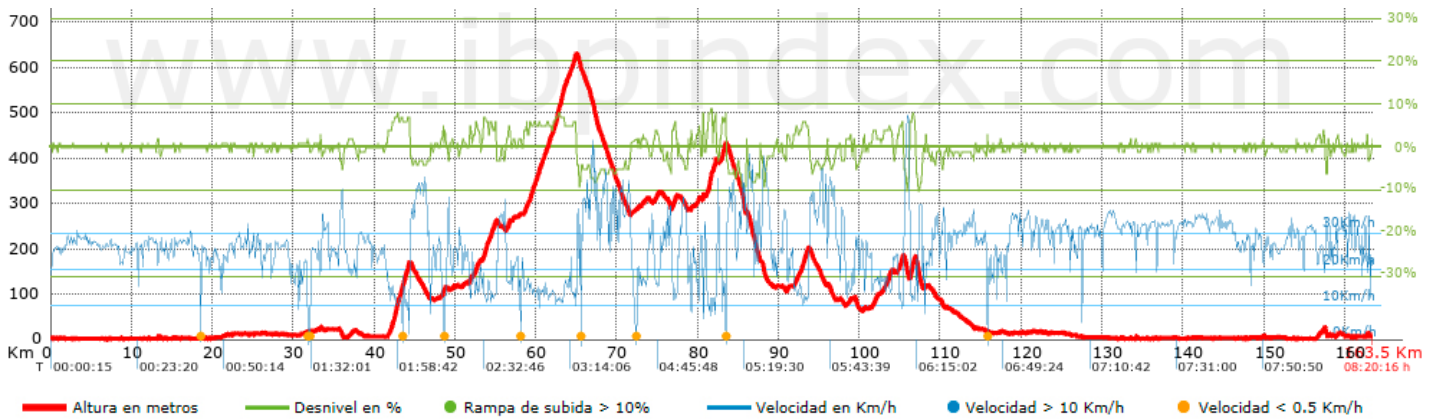
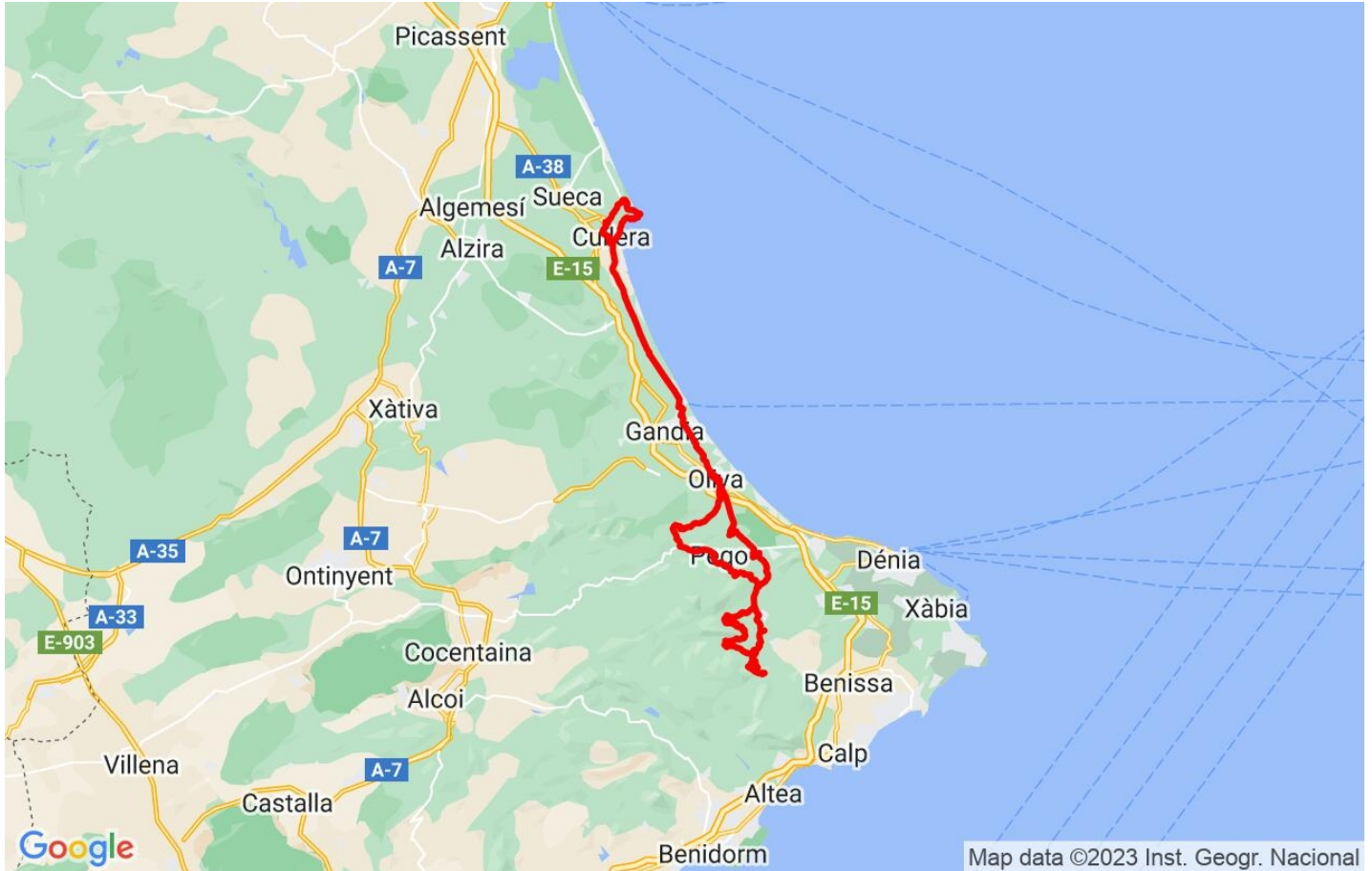
Summary of slopes	Climbs	Distance in km	above the total in %	Speed in	Time h:m:s
	Between 15 and 30%	0	0	0	0:00:00
	Between 10 and 15%	0	0	0	0:00:00
	Between 5 and 10%	12.244	7.49	13.47	0:54:33
	Between 1 and 5%	25.364	15.52	19.3	1:18:52
	Total :	37.608	23.01	16.91	2:13:25
	Plain				
	Difference of 1%	87.683	53.64	27.39	3:12:03
	Breakdown descents				
	Between 1 and 5%	28.459	17.41	31.05	0:55:00
	Between 5 and 10%	9.712	5.94	37.19	0:15:40
Between 10 and 15%	0	0	0	0:00:00	
Between 15 and 30%	0	0	0	0:00:00	
Total :	38.171	23.35	32.41	1:10:40	
Total track :	163.46	100 %	24.76	6:36:08	

Track: cullera_oliva_elsorell_colldertes_percent_fleix_pegó_forna_oliva_cullera_faro_cullera.gpx

These speeds are average for = BYC

IBP index reliability= D

IBP = 140 BYC



High altitude parameters, data above

Altitude	Distance m	% of total	Time in movement	Speed	Stopped time	Total time	Speed
	Total : 0 Km	--- %	--- h	--- Km/h	--- h	--- h	--- Km/h

Stops

Distance	Stopped time	Altitude	Elapsed time	Last stop elapsed time	Last stop distance
18.469	0:01:28	2	0:40:10	0:40:10	18.469
31.837	0:13:51 > 10´	17	1:15:28	0:35:18	13.368
32.024	0:01:42	18	1:29:57	0:14:29	0.187
43.494	0:01:45	114	2:01:45	0:31:48	11.47
48.565	0:01:43	104	2:16:36	0:14:51	5.071
58.128	0:01:49	277	2:48:12	0:31:36	9.562
65.497	0:12:23 > 10´	605	3:18:55	0:30:43	7.369
71.843	0:57:40 > 10´	275	3:41:08	0:22:13	6.346
83.481	0:03:08	432	5:12:35	1:31:27	11.638
115.782	0:08:39	16	6:33:18	1:20:43	32.301
Total : 1:44:08 h					